

Share Holding Pattern Filed under Reg.31(1)(b) as on 30/06/2018

1. Name of Listed Entity:NEWGEN SOFTWARE TECHNOLOGIES LIMITED
2. Scrip Code/Name of Scrip/Class of Security:NEWGEN, EQUITY SHARES
3. Share Holding Pattern Filed under: Reg. 31(1)(a)/Reg.31(1)(b)/Reg.31(1)(c)
a. if under 31(1)(b) then indicate the report for quarter ending 30/06/2018
4. Declaration : The Listed entity is required to submit the following declaration to the extent of submission of information:

	Particulars	YES*	NO*
a	Whether the Listed Entity has issued any partly paid up shares		NO
b	Whether the Listed Entity has issued any Convertible Securities or Warrants?		NO
c	Whether the Listed Entity has any shares against which depository receipts are issued?		NO
d	Whether the Listed Entity has any shares in locked-in?	YES	
e	Whether any shares held by promoters are pledge or otherwise encumbered?		NO

*if the Listed Entity selects the option 'NO' for the questions above, the columns for the partly paid up shares, Outstanding Convertible Securities/Warrants, depository receipts, locked-in shares, No of shares pledged or otherwise encumbered by promoters, as applicable, shall not be displayed at the time of dissemination on the Stock Exchange website. Also wherever there is 'No' declared by Listed entity in above table the values will be considered as 'Zero' by default on submission of the format of holding of specified securities.

5. The tabular format for disclosure of holding of specified securities is as follows:



For Newgen Software Technologies Limited
Aman Moway
Company Secretary

Table I - Summary Statement holding of specified securities

Category	Category of Shareholder	No of Shareholders	No of fully paid up equity shares held	No of Partly paid-up equity shares held	No of Shares Underlying Depository Receipts	Total No of Shares Held (VII) = (IV)+(V)+(VI)	Shareholding as a % of total no of shares (As a % of (A+B+C2))	Number of Voting Rights held in each class of securities			No of Shares Underlying Outstanding convertible securities (Including Warrants)	Shareholding as a % assuming full conversion of convertible Securities (as a percentage of	Number of Locked in Shares		Number of Shares pledged or otherwise encumbered		Number of equity shares held in dematerialized form	
								No of Voting Rights		Total as a % of (A+B+C)			No.	As a % of total Shares held	No.	As a % of total Shares held		
								Class X	Class Y									Total (IX)
(I)	(II)	(III)	(IV)	(V)	(VI)	(VII)	(VIII)	(IX)	(X)	(XI)	(XII)	(XIII)	(XIV)					
(A)	Promoter & Promoter Group	5	45928988	0	0	45928988	66.34	45928988	0	45928988	66.34	0	66.34	45928988	100.00	0	0.00	45928988
(B)	Public	32026	22058631	0	0	22058631	31.86	22058631	0	22058631	31.86	0	31.86	2123977	9.63	NA	NA	21953727
(C)	Non Promoter-Non Public																	
(C1)	Shares underlying DRs	0	0	0	0	0	0 NA	0	0	0	0.00	0	0	0	0.00	NA	NA	0
(C2)	Shares held by Employees Trusts	1	1248082	0	0	1248082	1.80	0	0	0	0.00	0	1.80	0	0.00	NA	NA	1248082
	Total:	32032	69235701	0	0	69235701	100.00	67987619	0	67987619	98.20	0	100.00	48052915	69.40	0	0.00	69130797

Aman Mawani



Table II - Statement showing shareholding pattern of the Promoter and Promoter Group

Category	Category & Name of the Shareholder	No of Shareholders	No of fully paid up equity shares held	No of Partly paid-up equity shares held	No of Shares Underlying Depository Receipts	Total No of Shares Held (IV+V+VI)	Shareholding as a % of total no of shares (calculated as per SCRR, 1957 (VIII) As a % of (A+B+C2)	Number of Voting Rights held in each class of securities			No of Shares Underlying Outstanding convertible securities (Including Warrants)	Shareholding as a % assuming full conversion of convertible Securities (as a percentage of diluted share capital) (VII)+(X) As a % of (A+B+C2)	Number of Locked in Shares		Number of Shares pledged or otherwise encumbered		Number of equity shares held in dematerialized form	
								No of Voting Rights					Total as a % of (A+B+C)	No.	As a % of total Shares held	No.		As a % of total Shares held
								Class X	Class Y	Total								
	(I)	(III)	(IV)	(V)	(VI)	(VII)	(VIII)	(IX)			(X)	(XI)	(XII)		(XIII)	(XIV)		
(1)	Indian																	
(a)	Individuals/Hindu undivided Family	5	45928988	0	0	45928988	66.34	45928988	0	45928988	66.34	0	66.34	45928988	100.00	0	0.00	45928988
	T S VARADARAJAN	1	15009306	0	0	15009306	21.68	15009306	0	15009306	21.68	0	21.68	15009306	100.00	0	0.00	15009306
	RAGINI GOORHA	1	50	0	0	50	0.00	50	0	50	0.00	0	0.00	0	0.00	0	0.00	50
	USHA VARADARAJAN	1	4528320	0	0	4528320	6.54	4528320	0	4528320	6.54	0	6.54	4528320	100.00	0	0.00	4528320
	DIWAKAR NIGAM	1	18422406	0	0	18422406	26.61	18422406	0	18422406	26.61	0	26.61	18422406	100.00	0	0.00	18422406
	PRIYADARSHINI NIGAM	1	7968906	0	0	7968906	11.51	7968906	0	7968906	11.51	0	11.51	7968906	100.00	0	0.00	7968906
(b)	Central Government/State Government(s)	0	0	0	0	0	0.00	0	0	0	0.00	0	0.00	0	0.00	0	0.00	0
(c)	Financial Institutions/Banks	0	0	0	0	0	0.00	0	0	0	0.00	0	0.00	0	0.00	0	0.00	0
(d)	Any Other	0	0	0	0	0	0.00	0	0	0	0.00	0	0.00	0	0.00	0	0.00	0
	Sub-Total (A)(1)	5	45928988	0	0	45928988	66.34	45928988	0	45928988	66.34	0	66.34	45928988	100.00	0	0.00	45928988
(2)	Foreign																	
(a)	Individuals (Non-Resident Individuals/Foreign Individual)	0	0	0	0	0	0.00	0	0	0	0.00	0	0.00	0	0.00	0	0.00	0
(b)	Government	0	0	0	0	0	0.00	0	0	0	0.00	0	0.00	0	0.00	0	0.00	0
(c)	Institutions	0	0	0	0	0	0.00	0	0	0	0.00	0	0.00	0	0.00	0	0.00	0
(d)	Foreign Portfolio Investor	0	0	0	0	0	0.00	0	0	0	0.00	0	0.00	0	0.00	0	0.00	0
(e)	Any Other	0	0	0	0	0	0.00	0	0	0	0.00	0	0.00	0	0.00	0	0.00	0
	Sub-Total (A)(2)	0	0	0	0	0	0.00	0	0	0	0.00	0	0.00	0	0.00	0	0.00	0
	Total Shareholding of Promoter and Promoter Group (A)	5	45928988	0	0	45928988	66.34	45928988	0	45928988	66.34	0	66.34	45928988	100.00	0	0.00	45928988

Aman Mourey




Table III - Statement showing shareholding pattern of the Public shareholder

Category	Category & Name of the Shareholder	No of Shareholders	No of fully paid up equity shares held	No of Partly paid-up equity shares held	No of Shares Underlying Depository Receipts	Total No of Shares Held (IV+V+VI)	Shareholding as a % of total no of shares (A+B+C2)	Number of Voting Rights held in each class of securities			No of Shares Underlying Outstanding convertible securities (Including Warrants)	Shareholding as a % assuming full conversion of convertible Securities (as a percentage of diluted share capital)	Number of Locked in Shares		Number of Shares pledged or otherwise encumbered		Number of equity shares held in dematerialized form	
								No of Voting Rights		Total as a % of (A+B+C)			No.	As a % of total Shares held	No.	As a % of total Shares held		
								Class X	Class Y									Total
	(I)	(III)	(IV)	(V)	(VI)	(VII)	(VIII)	(X)			(X)	(XI)	(XII)		(XIII)	(XIV)		
(1)	Institutions																	
(a)	Mutual Funds	4	3840890	0	0	3840890	5.55	3840890	0	3840890	5.55	0	5.55	0	0.00	NA	NA	3840890
	ADITYA BIRLA SUN LIFE TRUSTEE PRIVATE LIMITED A/C	1	970130	0	0	970130	1.40	970130	0	970130	1.40	0	1.40	0	0.00	NA	NA	970130
	HDFC TRUSTEE COMPANY LTD. A/C HDFC CAPITAL BULL	1	2283156	0	0	2283156	3.30	2283156	0	2283156	3.30	0	3.30	0	0.00	NA	NA	2283156
(b)	Venture Capital Funds	0	0	0	0	0	0.00	0	0	0	0.00	0	0.00	0	0.00	NA	NA	0
(c)	Alternate Investment Funds	3	2347386	0	0	2347386	3.39	2347386	0	2347386	3.39	0	3.39	0	0.00	NA	NA	2347386
	VISTRA ITCL INDIA LIMITED - EDELWEISS MULTI STRATE	1	1146563	0	0	1146563	1.66	1146563	0	1146563	1.66	0	1.66	0	0.00	NA	NA	1146563
(d)	Foreign Venture Capital Investors	0	0	0	0	0	0.00	0	0	0	0.00	0	0.00	0	0.00	NA	NA	0
(e)	Foreign Portfolio Investors	15	6644864	0	0	6644864	9.60	6644864	0	6644864	9.60	0	9.60	0	0.00	NA	NA	6644864
	GOLDMAN SACHS INDIA LIMITED	1	2979640	0	0	2979640	4.30	2979640	0	2979640	4.30	0	4.30	0	0.00	NA	NA	2979640
	MALABAR INDIA FUND LIMITED	1	3317307	0	0	3317307	4.79	3317307	0	3317307	4.79	0	4.79	0	0.00	NA	NA	3317307
(f)	Financial Institutions/Banks	2	4786	0	0	4786	0.01	4786	0	4786	0.01	0	0.01	0	0.00	NA	NA	4786
(g)	Insurance Companies	0	0	0	0	0	0.00	0	0	0	0.00	0	0.00	0	0.00	NA	NA	0
(h)	Provident Funds/Pension Funds	0	0	0	0	0	0.00	0	0	0	0.00	0	0.00	0	0.00	NA	NA	0
(i)	Any Other																	
	FOREIGN CORPORATE BODIES	1	60	0	0	60	0.00	60	0	60	0.00	0	0.00	0	0.00	NA	NA	60
	Sub Total (B)(1)	25	12837986	0	0	12837986	18.54	12837986	0	12837986	18.54	0	18.54	0	0.00	NA	NA	12837986
(2)	Central Government/State Government(s)/President of	0	0	0	0	0	0.00	0	0	0	0.00	0	0.00	0	0.00	NA	NA	0
	Sub Total (B)(2)	0	0	0	0	0	0.00	0	0	0	0.00	0	0.00	0	0.00	NA	NA	0
(3)	Non-Institutions																	
(a)	I. Individual shareholders holding nominal share capital	29722	3878108	0	0	3878108	5.60	3878108	0	3878108	5.60	0	5.60	377077	9.72	NA	NA	3833804
	II. Individual shareholders holding nominal share capital	49	2619813	0	0	2619813	3.78	2619813	0	2619813	3.78	0	3.78	1452900	55.46	NA	NA	2580813
(b)	NBFCs Registered with RBI	4	39293	0	0	39293	0.06	39293	0	39293	0.06	0	0.06	0	0.00	NA	NA	39293
(c)	Employee Trusts	0	0	0	0	0	0.00	0	0	0	0.00	0	0.00	0	0.00	NA	NA	0
(d)	Overseas Depositories (Holding DRs)(Balancing figure)	0	0	0	0	0	0.00	0	0	0	0.00	0	0.00	0	0.00	NA	NA	0
(e)	Any Other																	
	NON RESIDENT INDIANS	263	155581	0	0	155581	0.22	155581	0	155581	0.22	0	0.22	21600	13.88	NA	NA	133981
	CLEARING MEMBERS	78	37559	0	0	37559	0.05	37559	0	37559	0.05	0	0.05	0	0.00	NA	NA	37559
	NON RESIDENT INDIAN NON REPATRIABLE	82	440622	0	0	440622	0.64	440622	0	440622	0.64	0	0.64	272400	61.82	NA	NA	440622
	BODIES CORPORATES	162	1840247	0	0	1840247	2.66	1840247	0	1840247	2.66	0	2.66	0	0.00	NA	NA	1840247
	CANARA HSBC ORIENTAL BANK OF COMMERCE LIFE INS	1	1554775	0	0	1554775	2.25	1554775	0	1554775	2.25	0	2.25	0	0.00	NA	NA	1554775
	H U F	1641	209422	0	0	209422	0.30	209422	0	209422	0.30	0	0.30	0	0.00	NA	NA	209422
	Sub Total (B)(3)	32001	9220645	0	0	9220645	13.32	9220645	0	9220645	13.32	0	13.32	2123977	23.04			9115741
	Total Public Shareholding (B) = (B)(1)+(B)(2)+(B)(3)	32026	22058631	0	0	22058631	31.86	22058631	0	22058631	31.86	0	31.86	2123977	9.63			21953727

Aman Moolgani





Table IV - Statement showing shareholding pattern of the Non Promoter - Non Public Shareholder


Category	Category & Name of the Shareholder	No of Shareholders	No of fully paid up equity shares held	No of Partly paid-up equity shares held	No of Shares Underlying Depository Receipts	Total No of Shares Held (IV+V+VI)	Shareholding as a % of total no of shares (A+B+C2)	Number of Voting Rights held in each class of securities			No of Shares Underlying Outstanding convertible securities (including Warrants)	Shareholding as a % assuming full conversion of convertible Securities (as a percentage of diluted share capital)	Number of Locked in Shares		Number of Shares pledged or otherwise encumbered		Number of equity shares held in dematerialized form	
								No of Voting Rights					Total as a % of (A+B+C)	No.	As a % of total Shares held	No.		As a % of total Shares held
								Class X	Class Y	Total								
	(i)	(ii)	(iv)	(v)	(vi)	(vii)	(viii)	(ix)			(x)	(xi)	(xii)		(xiv)			
(1)	Custodian/DR Holder	0	0	0	0	0	0.00	0	0	0	0.00	0	0.00	0	0.00	NA	NA	0
(2)	Employee Benefit Trust (under SEBI(Share based Employee Benefit Trust) Regulations, 2017)	1	1248082	0	0	1248082	1.80	0	0	0	0.00	0	1.80	0	0.00	NA	NA	1248082
	NEWGEN ESOP TRUST	1	1248082	0	0	1248082	1.80	0	0	0	0.00	0	1.80	0	0.00	NA	NA	1248082
	Total Non-Promoter-Non Public Shareholding (C) = (C)(1)	1	1248082	0	0	1248082	1.80	0	0	0	0.00	0	1.80	0	0.00			1248082

Aman Moway



Details of the shareholders acting as persons in Concert including their Shareholding:			
Name of Shareholder	Name of PAC	No of shares	Holding%
Total:		0	0

Aman Mowey



Details of Shares which remain unclaimed may be given here along with details such as number of shareholders,

No of Shareholders

No of shares

Aman Mowley

